

DISASTER RECOVERY ASSISTANCE PROGRAM (DRAP)

Application Walkthrough

1 Get a Keystone Login

Keystone Logins are used across the Commonwealth of Pennsylvania for all kinds of services.

You may already have one. If you don't, registering is easy.

Go to keystonelogin.pa.gov, and click "register" to get set up.

2 Begin Your Application

Go to the Single Application for Assistance to apply online.

▶ esa.dced.state.pa.us

3 Name Your Project

Name your application using your last name. Select "no" to both dropdown options.

4 Find the Program

Under Program Name, type in "DRAP."

Keep "sort by ▶ program name" selected. Click "search."

5 Find Your Disaster

Scroll down to your search results.


Find the disaster that affected you and click "apply" next to it.

6 Application Page 1

Confirm requirements:

 Ensure that your property is in the affected county

 Verify that the property is your primary residence

 Verify that you meet income requirements

7 Application Page 2

Enter basic info:

 First + last name


 Social Security Number

 Phone number

 Email address

 Mailing address

8 Application Page 3


 Enter the full address of the property that was damaged in the qualifying disaster.

9 Application Page 4





 Don't worry about this page.

Click continue.

10 Application Addenda




 This is the section where we'll need you to attach some additional info. Here is what you'll need:

Insurance Info


-  Home insurance
-  Renter's insurance
-  Flood insurance
-  Any other insurance

Leave this section blank if you do not have insurance.

Household Info






-  Number of adults (18+) living in the household who earn an income
-  Total number of people in household
-  Owner or renter details

Expected Relief


-  Have you gotten help from a disaster relief provider?

Detail all other sources of help you have received, and enter the total monetary value (if known).

Temporary Housing

-  Will you need somewhere to stay?
-  How many people are staying?
-  How long will you stay?
-  Where do you plan to stay?
-  How much does it cost per day?


Property Loss

-  Get reimbursed for essential property lost as a direct result of the disaster. List out each item, one per line. Input the total amount requested to cover losses.

SBA Loan Denial








-  Confirm whether you've applied for and been denied a physical disaster loan from the Small Business Administration (SBA).

Payment

 Would you prefer to be paid by check or direct deposit? Let us know, and include your bank routing and account numbers if direct deposit is your choice.

Attachments

Attach these files:

-  Proof of residency (utility bill, driver's license, etc.)
-  Proof of income for everyone in the household (tax records, Medicaid card, or three months' pay stubs)
-  Pictures of damages claimed
-  Receipts for reimbursements (if you're asking for reimbursements)
-  Repair/remediation quotes
-  Copy of home/renter's insurance declaration page
-  Proof of loan denial from the Small Business Administration

Need Help?

For technical help with your application, call 833-448-0647 from 8:30 a.m. to 6 p.m. Monday through Friday, or email egrantshelp@pa.gov.

For questions about the program, email PADRAP@pa.gov.