



EMERGENCY  
MANAGEMENT  
INSTITUTE

# Unit 3. Preincident Planning



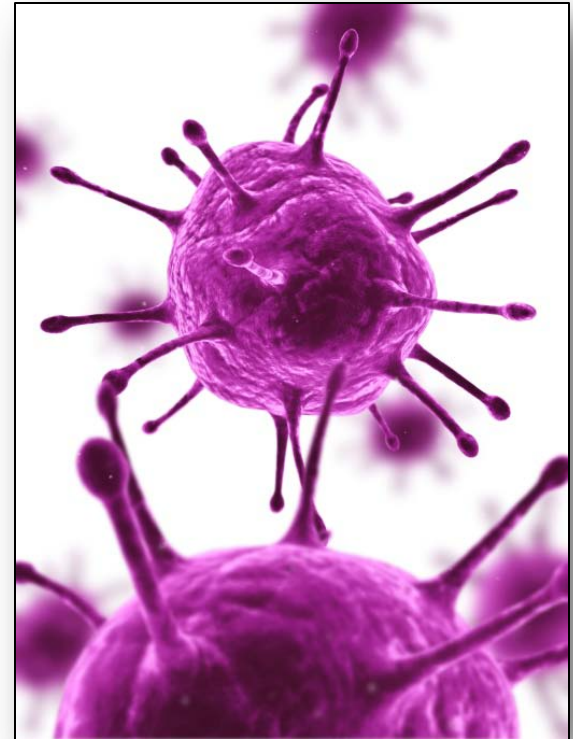
**FEMA**

Visual 3.1  
Mass Fatality Incident Response

# Unit Objectives

---

- Describe how a Mass Fatalities Annex fits into the overall Emergency Operations Plan (EOP).
- Describe the differences between planning for different types of mass fatalities incidents.
- Analyze a scenario to determine special needs for a mass fatalities response.



**FEMA**

# Planning for Mass Fatalities Incidents

---

Why plan for mass fatalities incidents?



**FEMA**

Visual 3.3  
Mass Fatality Incident Response

# Planning for Mass Fatalities Incidents

---

- Safer, more coordinated recovery
- Ready resource acquisition
- Faster identification and return
- Availability of contingency plans
- Comfort to surviving family members



**FEMA**

Visual 3.4  
Mass Fatality Incident Response

# As With Every Incident . . .

---

- All mass fatalities disasters and emergencies start and end at the local level.
- State and Federal response resources are driven from the bottom up.
- Local planning and available resources will set the tone for the rest of the operation.



**FEMA**

Visual 3.5  
Mass Fatality Incident Response

# Mass Fatalities Planning: Approach

---

How many of your jurisdictions have or are currently planning for a mass fatalities incident?

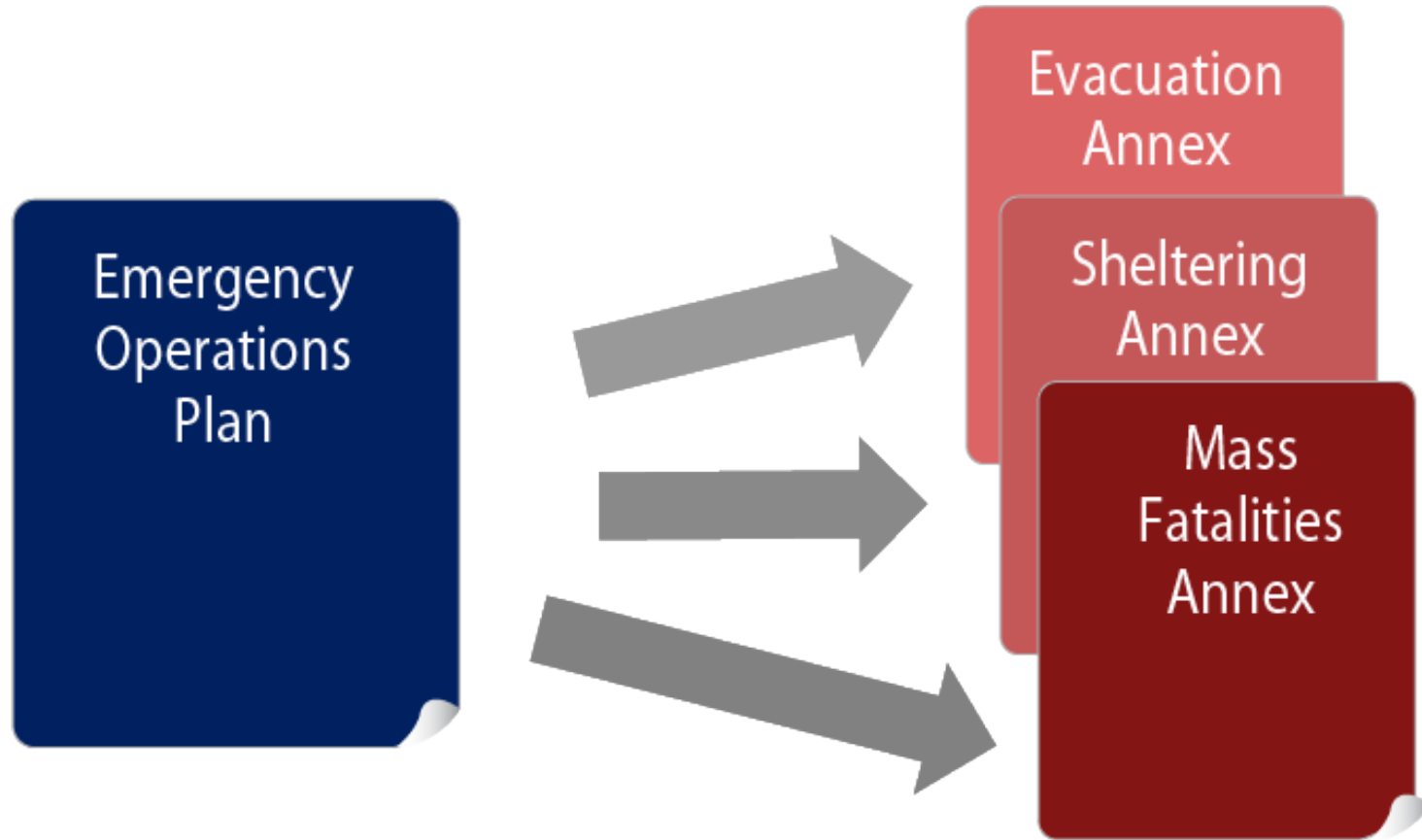
How did your jurisdictions approach mass fatalities incidents in their EOPs?



**FEMA**

# Mass Fatalities Annex as Part of the EOP

---



# Mass Fatalities Annex

---

**What questions should your  
Mass Fatalities Annex  
answer?**



**FEMA**

Visual 3.8  
Mass Fatality Incident Response



# Mass Fatalities Annex

---

The Mass Fatalities Annex should include any information that is specific to a mass fatalities incident.

- Assumptions
- Concept of operations
- Additional resource requirements, including personnel



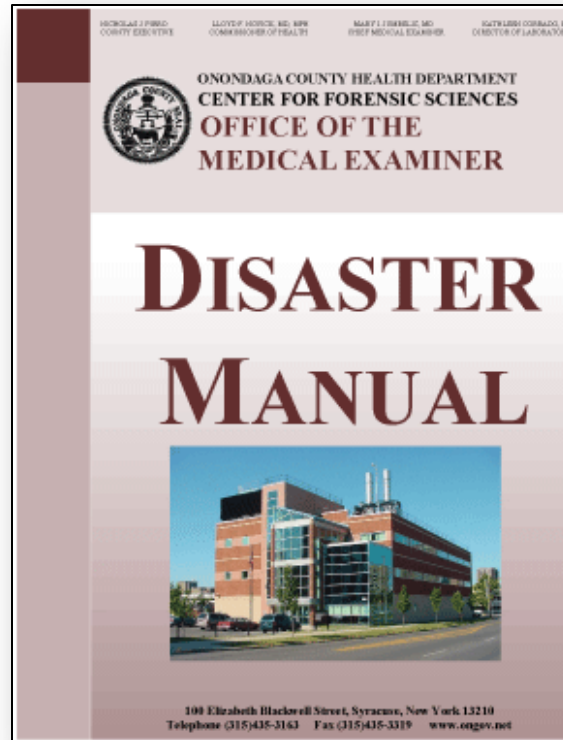
**FEMA**

Visual 3.9  
Mass Fatality Incident Response

# Mass Fatalities Annex

---

**No one has to start from scratch!**



**FEMA**

**Visual 3.10**  
**Mass Fatality Incident Response**

# Resource List

---

- All resources that may be needed in this type of emergency
- Where to get the resource
- How it will be delivered to the scene
- How long it will take to get there
- Who's going to pay for it



**FEMA**

Visual 3.11  
Mass Fatality Incident Response

# Activity: Determining Resource Requirements

---

Follow the steps below to complete this activity:

1. Work in groups as assigned by the instructor.
2. Review the mass fatalities incident in the Student Manual.
3. List the facilities and resources that you will need and how you will acquire them.
4. Be prepared to present your list to the class.



You will have 15 minutes to complete this activity.



**FEMA**

# Community Stakeholders

---

**Who are some of the stakeholders in your community that you could involve when developing your resource list?**



**FEMA**

# Your Community Stakeholders

---

- **Public Health Department**
- **Public officials**
- **Metropolitan Medical Response System (MMRS)**
- **Public Works**
- **Insurance carriers & other private-sector organizations**
- **Military installations**
- **Bureau of vital statistics**
- **Hospitals**
- **Others?**



**FEMA**

Visual 3.14  
Mass Fatality Incident Response

# How Will You Know What You Need?

---

**What is the best way to identify the resources that you will need to respond to a mass fatalities incident?**



**FEMA**

Visual 3.15  
Mass Fatality Incident Response

# How Will You Know What You Need?

---

## Planning and Exercising



**FEMA**

Visual 3.16  
Mass Fatality Incident Response



# Conducting Mass Fatalities Exercises

---

**What variables should you include in your exercise program?**



**FEMA**

Visual 3.17  
Mass Fatality Incident Response

# Exercise Variables

---

- **Small- and large-scale incidents**
- **Incidents that present the highest risk or the greatest challenge**
- **Incidents where needed resources aren't available**
- **Incidents that focus on the first 48 hours, which are most chaotic.**



**FEMA**

Visual 3.18  
Mass Fatality Incident Response

# Activity: Assessing the Mass Fatalities Annex

---

Follow the steps below to complete this activity:

1. Work in table groups as assigned by the instructor.
2. Refer to the planning checklist in the Student Manual.
3. Review your jurisdiction's Mass Fatalities Annex and answer the questions.



You will have 15 minutes to complete this activity.



**FEMA**

# Processing Contaminated Remains

---



**FEMA**

Visual 3.20  
Mass Fatality Incident Response

# Processing Contaminated Remains

---

- **Determination of the contaminant**
- **Notification of personal protection equipment (PPE)**
- **Determination of secondary contamination**
- **Decontamination of response/recovery personnel**
- **Verification of maximum exposure limits**
- **Establishment of work practice controls**
- **Implementation of decontamination procedures**
- **Posting of warning signs and labels**
- **Implementation of medical surveillance measures**
- **Disposal of contaminated materials**



**FEMA**

Visual 3.21  
Mass Fatality Incident Response

# Identifying Potential Contaminants

---

- Centers for Disease Control and Prevention (CDC) has developed a list of critical chemical and biological agents that may be used by terrorists.
- Many of these agents have industrial or military uses.
- The agents are factored into agent categories.



**FEMA**

Visual 3.22  
Mass Fatality Incident Response

# Managing Radiological/Nuclear Incidents

---

**What is the difference between a radiological incident and a nuclear incident?**



**FEMA**

Visual 3.23  
Mass Fatality Incident Response

# Managing Radiological/Nuclear Incidents

---

How can you ensure that those handling radiologically contaminated remains or property are protected?



**FEMA**

Visual 3.24  
Mass Fatality Incident Response



# Managing Radiological/Nuclear Incidents

---

Do you know how to handle  
radioactive remains?



**FEMA**

Visual 3.25  
Mass Fatality Incident Response

# Managing Contaminated Remains

---

**Who in your organization is responsible for managing decontamination and other pre-morgue procedures for contaminated remains?**



**FEMA**

Visual 3.26  
Mass Fatality Incident Response

# Coordinating Recovery With Remains Processing

---

- Persons overseeing any facet of remains processing should not also oversee recovery operations.
- Coordination between persons overseeing recovery and those overseeing remains processing must be planned for in advance of an incident.



**FEMA**

Visual 3.27  
Mass Fatality Incident Response

# Unit Summary

---



**Planning before an incident is critical.**



**Training and exercising will validate the planning.**



**Involve all “stakeholders” in the process.**



**FEMA**

Visual 3.28  
Mass Fatality Incident Response